



CAGE DESIGNS & APPLICATIONS

MANUFACTURER OF CONSTANT VELOCITY DRIVEAXLE COMPONENTS
1500 11TH AVENUE ROCKFORD, ILLINOIS 61104
PHONE (815) 962-1411 FAX (815) 962-4857

**GENUINE
ROCKFORD
CONSTANT VELOCITY**

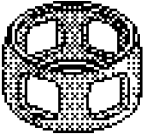























**161-0
to
175-0**

<p>161-0 -OUTBOARD CAGE 1986-1994 Honda ATV 1987-1994 Yamaha ATV</p>  <p>2 of the 6 windows are longer.</p> 	<p>166-0 -OUTBOARD CAGE 1987-1993 Nissan Hardbody 1985-1994 Nissan Maxima 1987-1993 Nissan Pathfinder 1986-1992 Nissan Stanza</p>  <p>2 of the 6 windows are longer.</p> 
<p>161-60 -INBOARD CAGE 1986-1994 Honda ATV 1987-1994 Yamaha ATV</p>  <p>Top of this cage is larger than the bottom. No radius on the outside configuration.</p> 	<p>166-60 -INBOARD CAGE 1983-1987 Dodge Conquest 1988-1995 Ford Probe 1989-1994 Hyundai Sonata 1988-1995 Mazda 626, 929, MX6 1983-1988 Mitsubishi Sigma, Starion 1984-1989 Nissan 300ZX 1984-1994 Nissan Altima, Maxima, Stanza 1990-1993 Nissan Hardbody, Pathfinder</p>  <p>Top of this cage is larger than the bottom. No radius on the outside configuration.</p> 
<p>163-0 -OUTBOARD CAGE 1987-1989 Chevrolet Spectrum 1990-1993 Geo Storm 1987-1989 Isuzu I-Mark 1990-1993 Isuzu Stylus</p>  <p>2 of the 6 windows are longer.</p> 	<p>170-0 -OUTBOARD CAGE <i>(Used in Foreign Applications)</i> Mitsubishi Found in Caribbean Islands - Trinidad</p>  <p>All 6 of the windows are the same width.</p> 
<p>164-0 -OUTBOARD CAGE 1983-1995 Dodge Colt 1989-1995 Eagle Summit 1985-1995 Mitsubishi Mirage 1982-1990 Nissan Pulsar 1982-1990 Nissan Sentra 1983-1986 Plymouth Champ</p>  <p>2 of the 6 windows are longer.</p> 	<p>172-0 -OUTBOARD CAGE <i>(Used in Foreign Applications)</i> Kia Pride (Some) Found in Caribbean Islands</p>  <p>Top of this cage is much wider than the bottom. All 6 windows are the same.</p> 
<p>164-0L -OUTBOARD CAGE +.002 OD 1983-1995 Dodge Colt 1989-1995 Eagle Summit 1985-1995 Mitsubishi Mirage 1982-1990 Nissan Pulsar 1982-1990 Nissan Sentra 1983-1986 Plymouth Champ</p>  <p>2 of the 6 windows are longer.</p> 	<p>174-0 -OUTBOARD CAGE 1980-1987 AMC Eagle</p>  <p>2 of the 6 windows are longer.</p> 
<p>165-0 -OUTBOARD BOOT 1985-1989 Chevrolet Spectrum 1990-1993 Geo Storm 1984-1987 Honda Civic 1985-1989 Isuzu I-Mark 1990-1993 Isuzu Stylus 1989-1992 Mazda Miata 1992-1994 Mazda MX3 1985-1986 Nissan Pulsar, Sentra 1991-1994 Toyota Tercel</p>  <p>2 of the 6 windows are longer.</p> 	<p>175-0 -OUTBOARD CAGE 1983-1987 Dodge Conquest 1982-1986 Dodge Ram 1988-1991 Mazda 929 1983-1986 Mitsubishi Montero, Pickup 1983-1989 Mitsubishi Starion 1984-1989 Nissan 300ZX 1983-1986 Nissan 720 1979-1990 Toyota Land Cruiser 1979-1985 Toyota Pickup, Truck</p>  <p>2 of the 6 windows are longer.</p> 

Additional cage size information is located on pages 58-60

**GENUINE
ROCKFORD
CONSTANT VELOCITY**





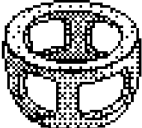


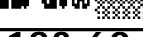




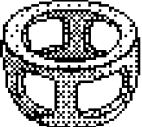






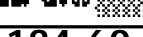




**176-0
to
184-0L**

<p>176-0 -OUTBOARD CAGE 1990-1991 Lexus ES250 1986-1995 Toyota 4 Runner 1988-1993 Toyota Camry 1988-1993 Toyota Celica 1986-1995 Toyota Pickup 1991-1995 Toyota Previa 1993-1996 Toyota T100</p>  <p>All 6 of the windows are the same width.</p> 	<p>181-0 -OUTBOARD CAGE <i>(Used in Foreign Applications)</i> 1989-UP Ford Festiva Found Outside of the USA</p>  <p>2 of the 6 windows are longer.</p> 
<p>176-0L -OUTBOARD CAGE +.002 OD 1990-1991 Lexus ES250 1986-1995 Toyota 4 Runner 1988-1993 Toyota Camry 1988-1993 Toyota Celica 1986-1995 Toyota Pickup 1991-1995 Toyota Previa 1993-1996 Toyota T100</p>  <p>All 6 of the windows are the same width.</p> 	<p>182-0 -OUTBOARD CAGE 1987-1988 Chevrolet Sprint 1988-1992 Diahatsu Charade 1989-1993 Ford Festiva 1989-1993 Geo Metro 1984-1986 Honda Civic 1988-1989 Mazda 323 1984-1990 Nissan Micra (Canada) 1987-1989 Pontiac Firefly (Canada) 1989-1994 Suzuki Swift</p>  <p>2 of the 6 windows are longer.</p> 
<p>176-60 -INBOARD CAGE 1990-1991 Lexus ES250 1988-1993 Toyota Camry 1988-1990 Toyota Celica</p>  <p>Both ends of this cage are the same with a slant in the middle.</p> 	<p>182-60 -INBOARD CAGE 1989-1993 Ford Festiva 1988-1989 Mazda 323 1984-1990 Nissan Micra (Canada) 1988 Subaru Justy 1989-1994 Suzuki Swift</p>  <p>Top of this cage is larger than the bottom. No radius on the outside configuration.</p> 
<p>178-0 -OUTBOARD CAGE 1995-1998 Ford Explorer 1992-1996 Lexus ES300 1997-1998 Mercury Mountaineer 1993-1996 Mercury Villager 1993-1996 Nissan Quest 1995-1996 Toyota Avalon 1992-1996 Toyota Camry</p>  <p>All 6 of the windows are the same width.</p> 	<p>183-0 -OUTBOARD CAGE 1989-1992 Dodge Colt 1991-1992 Eagle Summit 1989-1995 Geo Tracker 1990-1996 Hyundai Accent, Excel, Scoupe 1990-1994 Mazda 323 1990-1993 Mitsubishi Mirage, Precis 1985-1995 Subaru Legacy Loyale 1989-1995 Suzuki Sidekick, Swift</p>  <p>2 of the 6 windows are longer.</p> 
<p>178-60 -INBOARD CAGE 1992-1996 Lexus ES300 1995-1996 Toyota Avalon 1992-1996 Toyota Camry</p>  <p>Both ends of this cage are the same with a slant in the middle.</p> 	<p>184-0 -OUTBOARD CAGE 1976-1983 Datsun 310, F10 1979-1991 Dodge Colt, Champ, Colt Vista 1973-1983 Honda Accord, Civic, Prelude 1987-1989 Hyundai Excel 1981-1989 Mazda 323, GLC 1987-1994 Mercury Capri, Tracer 1983-1989 Mitsubishi Cordia, Precis, Tredia 1980-1989 Subaru FWD, Hatchback GL 1986-1995 Suzuki Samari</p>  <p>2 of the 6 windows are longer.</p> 
<p>178-60B -INBOARD CAGE 1993-1996 Mercury Villager 1993-1996 Nissan Quest</p>  <p>Top of this cage is larger than the bottom. No radius on the outside configuration.</p> 	<p>184-0L -OUTBOARD CAGE +.002 OD 1976-1983 Datsun 310, F10 1979-1991 Dodge Colt, Champ, Colt Vista 1973-1983 Honda Accord, Civic, Prelude 1987-1989 Hyundai Excel 1981-1989 Mazda 323, GLC 1987-1994 Mercury Capri, Tracer 1983-1989 Mitsubishi Cordia, Precis, Tredia 1980-1989 Subaru FWD, Hatchback GL 1986-1995 Suzuki Samari</p>  <p>2 of the 6 windows are longer.</p> 

Cages

**GENUINE
ROCKFORD
CONSTANT VELOCITY**




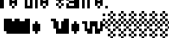











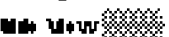





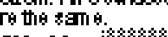


**184-60
to
194-60**

<p>184-60 -INBOARD CAGE 1976-1986 Datsun/Nissan 310, Sentra, Pulsar 1976-1995 Domestic Imports 1973-1987 Honda Accord, Civic, Prelude 1987-1994 Hyundai Excel, Scoupe 1985-1993 Isuzu I-mark, Stylus 1981-1985 Mazda GLC 1983-1993 Mitsubishi Cordia, Precis, Tredia 1980-1998 Subaru H-Back, Impreza, Loyale 1989-1995 Suzuki Sidekick</p>  <p>Top of this cage is larger than the bottom. No radius on the outside configuration.</p> 	<p>191-0 -OUTBOARD CAGE 1991-1995 Acura Legend</p>  <p>Top of this cage is much wider than the bottom. 2 of the 6 windows are longer.</p> 
<p>185-0 -OUTBOARD CAGE 1981-1983 Honda Accord 1983 Honda Prelude</p>  <p>Top of this cage is much wider than the bottom. 1 of the 6 windows are longer.</p> 	<p>193-0 -OUTBOARD CAGE 1988-1992 Diahatsu Charade 1988-1989 Mazda 323 1987-1994 Subaru Justy</p>  <p>2 of the 6 windows are longer.</p> 
<p>186-0 -OUTBOARD CAGE 1983-1985 Honda Accord 1984-1991 Honda Civic 1984-1987 Honda Prelude</p>  <p>Top of this cage is much wider than the bottom. 1 of the 6 windows are longer.</p> 	<p>193-60 -INBOARD CAGE 1988-1989 Mazda 323 1987-1994 Subaru Justy 1989-1994 Suzuki Swift</p>  <p>Top of this cage is larger than the bottom. No radius on the outside configuration.</p> 
<p>187-0 -OUTBOARD CAGE 1986-1993 Acura Integra 1985-1989 Honda Accord 1985-1989 Honda Prelude</p>  <p>Top of this cage is much wider than the bottom. 1 of the 6 windows are longer.</p> 	<p>194-0 -OUTBOARD CAGE 1979-1989 Chevrolet Luv, Spectrum 1984-1987 Dodge Colt, Colt Vista 1981-1989 Isuzu I-Mark, Pickup, Trooper 1984-1988 Mitsubishi Cordia, Tredia 1972-1989 Subaru 2WD, 4WD, Brat, H-Back</p>  <p>2 of the 6 windows are longer.</p> 
<p>188-0 -OUTBOARD CAGE 1986-1993 Acura Integra 1985-1989 Honda Accord 1990-1991 Honda Civic 1985-1989 Honda Prelude</p>  <p>Top of this cage is much wider than the bottom. 1 of the 6 windows are longer.</p> 	<p>194-0L -OUTBOARD CAGE +.002 OD 1979-1989 Chevrolet Luv, Spectrum 1984-1987 Dodge Colt, Colt Vista 1981-1989 Isuzu I-Mark, Pickup, Trooper 1984-1988 Mitsubishi Cordia, Tredia 1972-1989 Subaru 2WD, 4WD, Brat, H-Back</p>  <p>2 of the 6 windows are longer.</p> 
<p>189-0 -OUTBOARD CAGE 1987-1990 Acura Legend 1992-1994 Acura Vigor 1990-1996 Honda Accord 1990-1996 Honda Prelude</p>  <p>Top of this cage is much wider than the bottom. 1 of the 6 windows are longer.</p> 	<p>194-60 -INBOARD CAGE 1979-1989 Chevrolet Luv, Spectrum 1984-1991 Dodge Colt, Colt Vista 1989-1990 Eagle Summit 1990-1993 Geo Storm 1981-1993 Isuzu I-Mark, Impulse, Trooper 1984-1988 Mitsubishi Cordia, Tredia 1983-1990 Nissan Pulsar, Sentra 1972-1987 Subaru 2WD, 4WD, Brat 1985-1993 Subaru H-Back, Legacy, Loyale, XT</p>  <p>Top of this cage is larger than the bottom. No radius on the outside configuration.</p> 

Additional cage size information is located on pages 58-60

**GENUINE
ROCKFORD
CONSTANT VELOCITY**




















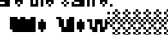



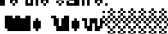
**194-60
to
212-0L4**

<p>194-60 -<u>LINESHAFT CAGE</u> 1989-1990 Mazda MPV 1992-1993 Subaru SVX</p>  <p>Top of this cage is larger than the bottom. No radius on the outside configuration.</p> 	<p>198-0 -<u>OUTBOARD CAGE</u> 1989-1990 Subaru Legacy</p>  <p>Top of this cage is much wider than the bottom. All 6 windows are the same.</p> 
<p>195-0 -<u>OUTBOARD CAGE</u> 1987-1991 Dodge Colt, Colt Vista 1989-1991 Eagle Summit, Talon 1990-1993 Geo Storm 1987-1993 Isuzu I-Mark, Impulse, Trooper 1990-1994 Mazda MX3, Protege 1990-1992 Mitsubishi Eclipse, Galant 1983-1990 Nissan Pulsar, Sentra 1990-1991 Plymouth Laser 1985-1995 Subaru Loyale, SVX, XT</p>  <p>2 of the 6 windows are longer.</p> 	<p>199-0 -<u>OUTBOARD CAGE</u> 1998 Subaru Forester 1993-1997 Subaru Impreza 1990-1998 Subaru Legacy</p>  <p>Top of this cage is much wider than the bottom. All 6 windows are the same.</p> 
<p>195-0L -<u>OUTBOARD CAGE +.002 OD</u> 1987-1991 Dodge Colt, Colt Vista 1989-1991 Eagle Summit, Talon 1990-1993 Geo Storm 1987-1993 Isuzu I-Mark, Impulse, Trooper 1990-1994 Mazda MX3, Protege 1990-1992 Mitsubishi Eclipse, Galant 1983-1990 Nissan Pulsar, Sentra 1990-1991 Plymouth Laser 1985-1995 Subaru Loyale, SVX, XT</p>  <p>2 of the 6 windows are longer.</p> 	<p>211-0 -<u>OUTBOARD CAGE</u> 1978-1983 Dodge Charger 1978-1983 Dodge Omni 1978-1983 Plymouth Duster 1978-1983 Plymouth Horizon 1978-1983 Plymouth Turismo</p>  <p>2 of the 6 windows are longer.</p> 
<p>196-0 -<u>OUTBOARD CAGE</u> 1995-1996 Chrysler Sebring 1995-1996 Dodge Avenger 1990-1996 Eagle Talon 1993-1995 Ford Probe 1985-1989 Honda Civic 1988-1995 Hyundai Scoupe, Sonata 1986-1997 Mazda 626, MX6, RX7 1985-1996 Mitsubishi Eclipse, Galant 1990-1994 Plymouth Laser</p>  <p>2 of the 6 windows are longer.</p> 	<p>212-0 -<u>OUTBOARD CAGE</u> 1984-1987 AMC Eagle 1983-1986 Chrysler E Body* 1981-1986 Chrysler K Body* 1981-1983 Chrysler L Body*</p>  <p>2 of the 6 windows are longer.</p> 
<p>196-60 -<u>INBOARD CAGE</u> 1993-1997 Ford Probe 1985-1989 Honda Civic 1988-1995 Hyundai Elantra, Scoupe, Sonata 1986-1997 Mazda 626, MX6, RX7 1985-1988 Mitsubishi Galant</p>  <p>Top of this cage is larger than the bottom. No radius on the outside configuration.</p> 	<p>212-0L -<u>OUTBOARD CAGE +.002 OD (Used in Foreign Applications)</u> 1984-1989 Chrysler 1986-1991 Ford Tempo 1986-1988 GM 1986-1991 Mercury Topaz 1988-1992 Nissan Tsuru-II Found in Mexico on Velcon Design Joints</p>  <p>2 of the 6 windows are longer.</p> 
<p>197-0 -<u>OUTBOARD CAGE</u> 1989-1994 Subaru Legacy</p>  <p>Top of this cage is much wider than the bottom. All 6 windows are the same.</p> 	<p>212-0L4 -<u>OUTBOARD CAGE +.004 OD (Used in Foreign Applications)</u> 1984-1989 Chrysler 1986-1991 Ford Tempo 1986-1988 GM 1986-1991 Mercury Topaz 1988-1992 Nissan Tsuru-II Found in Mexico on Velcon Design Joints</p>  <p>2 of the 6 windows are longer.</p> 

Additional cage size information is located on pages 58-60




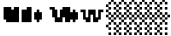











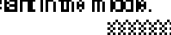








**GENUINE
ROCKFORD
CONSTANT VELOCITY**

**212-0L6
to
279-0**

<p>212-0L6 -OUTBOARD CAGE ±.006 OD <i>(Used in Foreign Applications)</i> 1984-1989 Chrysler 1986-1991 Ford Tempo 1986-1988 GM 1986-1991 Mercury Topaz 1988-1992 Nissan Tsuru-II Found in Mexico on Velcon Design Joints</p>  <p>2 of the 6 windows are longer.</p> 	<p>216-0L -OUTBOARD CAGE 1986-1990 British Sterling 825SL</p>  <p>All 6 of the windows are the same width.</p> 
<p>213-0 -OUTBOARD CAGE 1981-1987 Chrysler E, K Body* 1984-1987 Chrysler G, J, S Body* 1985-1987 Chrysler H, L Body* 1987 Chrysler P Body* 1987-1994 Nissan NX, Pulsar, Sentra, Stanza 1995-1997 Nissan 200SX, Sentra 1989-1991 Peugeot 405</p>  <p>2 of the 6 windows are longer.</p> 	<p>220-60 -INBOARD CAGE 1987-1989 Mercedes 260E 1988-1989 Mercedes 300CE 1986-1993 Mercedes 300D 1986-1993 Mercedes 300E 1987 Mercedes 300TD 1988-1993 Mercedes 300TE 1995 Mercedes ES300D</p>  <p>Both ends of this cage are the same with a slant in the middle.</p> 
<p>214-0 -OUTBOARD CAGE 1984-1990 Chrysler E, G, H, J Body* 1984-1990 Dodge A, E, G, H, K, P Body* 1995-1997 Dodge/Plymouth Neon 1984-1996 Ford Contour, Escort, EXP, Tempo 1984-1996 Mercury Mystique, Topaz, Tracer 1984-1990 Plymouth A, E, K, P Body*</p>  <p>All 6 of the windows are the same width.</p> 	<p>275-0 -OUTBOARD CAGE 1988-1990 Audi 80 1988-1990 Audi 90 1990-1992 Dodge Monaco 1988-1992 Eagle Premier 1992-1993 Honda Civic 1993-1996 Honda Civic Del Sol 1988-1989 Renault Medallion</p>  <p>Top of this cage is much wider than the bottom. All 6 windows are the same.</p> 
<p>215-0 -OUTBOARD CAGE 1989-1990 Chrysler A Body* 1983-1988 Chrysler E Body* 1984-1986 Chrysler G Body* 1983-1990 Chrysler H Body* 1984-1986 Chrysler J Body* 1983-1989 Chrysler K Body* 1983-1990 Chrysler L Body* 1987-1990 Chrysler P Body*</p>  <p>All 6 of the windows are the same width.</p> 	<p>275-60 -INBOARD CAGE 1988-1990 Audi 80 1988-1990 Audi 90</p>  <p>Both ends of this cage are the same with a slant in the middle.</p> 
<p>215-0L -OUTBOARD CAGE ±.002 OD 1989-1990 Chrysler A Body* 1983-1988 Chrysler E Body* 1984-1986 Chrysler G Body* 1983-1990 Chrysler H Body* 1984-1986 Chrysler J Body* 1983-1989 Chrysler K Body* 1983-1990 Chrysler L Body* 1987-1990 Chrysler P Body*</p>  <p>All 6 of the windows are the same width.</p> 	<p>276-0 -OUTBOARD CAGE 1994-1997 Acura Integra 1992-1993 Honda Civic 1993-1996 Honda Civic Del Sol</p>  <p>Top of this cage is much wider than the bottom. All 6 windows are the same.</p> 
<p>216-0 -OUTBOARD CAGE 1989-1995 Chrysler A Body* 1988-1993 Chrysler C Body* 1987-1989 Chrysler E, K Body* 1987-1990 Chrysler G, H, P Body* 1996-1997 Chrysler NS Body* 1987-1995 Chrysler S Body* 1987-1990 Dodge Dakota</p>  <p>All 6 of the windows are the same width.</p> 	<p>279-0 -OUTBOARD CAGE 1995-1997 Acura TL 1994-1996 Honda Accord</p>  <p>Top of this cage is much wider than the bottom. All 6 windows are the same.</p> 

**GENUINE
ROCKFORD
CONSTANT VELOCITY**






















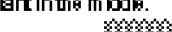

**281-0
to
336-0**

<p>281-0 -OUTBOARD CAGE 1997-1998 Ford F150 1990-1995 Infinity Q45 1990-1995 Nissan 300 ZX</p>  <p>All 6 of the windows are the same width.</p> 	<p>335-0 -OUTBOARD CAGE 1975-1991 Audi 100, 100LS, 4000, 5000 1981-1989 Renault 18i, Medallion 1976-1993 Saab 99, 900, 9000 1984-1993 VW Cabriolet, Scirocco 1992-1996 VW Corrado, Golf, Jetta, Passat 1984-1992 VW Golf, Jetta 1983-1988 VW Quantum 1986-1992 VW Vanagon</p>  <p>All 6 of the windows are the same width.</p> 
<p>281-60 -INBOARD CAGE 1997-1998 Ford F150 1990-1995 Infinity Q45 1990-1995 Nissan 300 ZX</p>  <p>Top of this cage is larger than the bottom. No radius on the outside configuration.</p> 	<p>335-0A -OUTBOARD CAGE 1968-1974 Audi 100LS</p>  <p>All 6 of the windows are the same width.</p> 
<p>320-60 -INBOARD CAGE 1984-1985 BMW 318i 1979-1983 BMW 320 1984-1988 BMW 325e</p>  <p>Both ends of this cage are the same with a slant in the middle.</p> 	<p>335-0L -OUTBOARD CAGE +.002 OD 1975-1991 Audi 100, 100LS, 4000, 5000 1981-1989 Renault 18i, Medallion 1976-1993 Saab 99, 900, 9000 1984-1993 VW Cabriolet, Scirocco 1992-1996 VW Corrado, Golf, Jetta, Passat 1984-1992 VW Golf, Jetta 1983-1988 VW Quantum 1986-1992 VW Vanagon</p>  <p>All 6 of the windows are the same width.</p> 
<p>320-60 -LINESHAFT CAGE 1989-1992 BMW 525i 1983-1984 BMW 533i 1985-1992 BMW 535i 1983-1986 BMW 635Csi 1989-1991 BMW 735iL</p>  <p>Both ends of this cage are the same with a slant in the middle.</p> 	<p>335-60 -INBOARD CAGE 1968-1977 Audi 100LS 1983-1984 Audi 4000 Coupe, Coupe GT 1982-1987 Audi 4000 Quattro 1984 Audi 4000S 1977-1979 Audi 5000 1983-1984 Volkswagen Quantum</p>  <p>Both ends of this cage are the same with a slant in the middle.</p> 
<p>330-0 -OUTBOARD CAGE 1986-1991 Yugo GV</p>  <p>All 6 of the windows are the same width.</p> 	<p>335-60A -INBOARD CAGE 1985-1987 Audi 4000 Coupe GT 1982-1987 Audi 4000, 4000CS Quattro 1985-1987 Audi 4000S 1988-1990 Audi 80 1984-1993 VW Cabriolet, Scirocco 1992-1996 VW Corrado, Golf, Jetta, Passat 1984-1992 VW Golf, Jetta 1983-1988 VW Quantum 1986-1992 VW Vanagon</p>  <p>Both ends of this cage are the same with a slant in the middle.</p> 
<p>331-0 -OUTBOARD CAGE <i>(Used in Foreign Applications)</i> Fiat Fiorino Found in Latin America</p>  <p>All 6 of the windows are the same width.</p> 	<p>336-0 -OUTBOARD CAGE 1980-1988 Audi 5000 1986-1988 Audi 5000 Quattro 1983-1989 Itasca Phasar 1983-1992 Winnebago Centauri Van 1983-1992 Winnebago Lasharo</p>  <p>All 6 of the windows are the same width.</p> 

Cages

**GENUINE
ROCKFORD
CONSTANT VELOCITY**




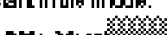

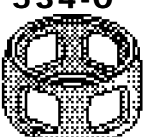

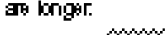
**336-60
to
440-0S**

<p>336-60 -INBOARD CAGE 1989-1991 Audi 100 1980-1988 Audi 5000, 5000 Quattro 1985-1988 BMW 524, 528e, 535i, 535is 1985-1988 BMW 635CSi 1987-1988 BMW M5, M6 1969-1975 Porsche 911, 930</p>  <p>Both ends of this cage are the same with a slant in the middle.</p> 	<p>423-60 -INBOARD CAGE <i>(Used in Foreign Applications)</i> GM SB Barina Found in Australia</p>  <p>Both ends of this cage are the same with a slant in the middle.</p> 
<p>338-0 -OUTBOARD CAGE 1985-1993 VW Cabriolet 1985-1992 VW Golf 1984-1992 VW Jetta 1984-1988 VW Scirocco</p>  <p>All 6 of the windows are the same width.</p> 	<p>424-60 -LINESHAFT CAGE 1995-1997 Jeep Grand Cherokee</p>  <p>Both ends of this cage are the same with a slant in the middle.</p> 
<p>339-0 -OUTBOARD CAGE 1992-1996 VW Corrado 1995-1996 VW Golf 1995-1996 VW Jetta 1990-1997 VW Passat</p>  <p>All 6 of the windows are the same width.</p> 	<p>427-60 -LINESHAFT CAGE 1998-1999 Ford Explorer</p>  <p>Both ends of this cage are the same with a slant in the middle.</p> 
<p>419-60 -LINESHAFT CAGE 1990-1991 Chevrolet Astro Van 1985-1990 Ford Bronco II 1985-1990 Ford Ranger 1990-1991 GMC Safari Van 1984-1988 Jeep Cherokee 1984-1988 Jeep Wagoneer</p>  <p>Top of this cage is larger than the bottom. No radius on the outside configuration.</p> 	<p>429-60 -LINESHAFT CAGE 1995-1999 Chevrolet Blazer 1995-1999 GMC Jimmy 1997-1999 Oldsmobile Bravada</p>  <p>Both ends of this cage are the same with a slant in the middle.</p> 
<p>420-60 -LINESHAFT CAGE 1989-1990 Ford Bronco II 1989-1990 Ford Ranger</p>  <p>Top of this cage is larger than the bottom. No radius on the outside configuration.</p> 	<p>440-0 -OUTBOARD CAGE 1991-1995 Chrysler W/Saginaw Driveaxles* 1993-1997 Chrysler JA, LH Body* 1983-1997 GM W/Heavy Duty Driveline*</p>  <p>All 6 of the windows are the same width.</p> 
<p>421-60 -LINESHAFT CAGE 1992-1999 Chevrolet Astro Van 1994-1995 Chevrolet Camaro 1992-1999 GMC Safari Van 1991-1994 Oldsmobile Bravada 1994-1995 Pontiac Firebird</p>  <p>Both ends of this cage are the same with a slant in the middle.</p> 	<p>440-0S -OUTBOARD CAGE +.002 OD 1991-1995 Chrysler W/Saginaw Driveaxles* 1993-1997 Chrysler JA, LH Body* 1983-1997 GM W/Heavy Duty Driveline*</p>  <p>All 6 of the windows are the same width.</p> 

Additional cage size information is located on pages 58-60

**GENUINE
ROCKFORD
CONSTANT VELOCITY**







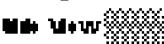

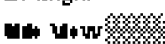
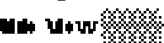










**440-OM
to
616-0**

<p>440-OM -<u>OUTBOARD CAGE +.004 OD</u> 1991-1995 Chrysler W/Saginaw Driveaxles* 1993-1997 Chrysler JA, LH Body* 1983-1997 GM W/Heavy Duty Driveline*</p>  <p>All 6 of the windows are the same width.</p> 	<p>538-0 -<u>OUTBOARD CAGE</u> 1995-1996 Toyota Land Cruiser 1986-1993 Toyota Supra</p>  <p>All 6 of the windows are the same width.</p> 
<p>440-OL -<u>OUTBOARD CAGE +.006 OD</u> 1991-1995 Chrysler W/Saginaw Driveaxles* 1993-1997 Chrysler JA, LH Body* 1983-1997 GM W/Heavy Duty Driveline*</p>  <p>All 6 of the windows are the same width.</p> 	<p>539-0 -<u>OUTBOARD CAGE</u> 1984-1987 Dodge Conquest 1983-1987 Mitsubishi Starion 1983-1985 Toyota Celica 1983-1993 Toyota Cressida 1980-1985 Toyota Supra</p>  <p>2 of the 6 windows are longer.</p> 
<p>440-60 -<u>INBOARD CAGE</u> 1985-1991 GM J Body* W/Crossgroove IB 1987-1991 GM L Body* W/Crossgroove IB 1987-1991 GM N Body* W/Crossgroove IB</p>  <p>Both ends of this cage are the same with a slant in the middle.</p> 	<p>541-0 -<u>OUTBOARD CAGE</u> 1995-1997 Toyota Tercel</p>  <p>2 of the 6 windows are longer.</p> 
<p>534-0 -<u>OUTBOARD CAGE</u> 1990-1991 Toyota Camry 1990-1993 Toyota Celica</p>  <p>All 6 of the windows are the same width.</p> 	<p>550-60 -<u>INBOARD CAGE</u> 1993-1995 Lexus GS300 1990-1991 Lexus LS400 1992-1995 Lexus SC300 1992-1995 Lexus SC400</p>  <p>Both ends of this cage are the same with a slant in the middle.</p> 
<p>536-0 -<u>OUTBOARD CAGE</u> 1990-1991 Geo Prizm 1983-1991 Toyota Camry 1986-1989 Toyota Celica 1984-1992 Toyota Corolla 1985-1986 Toyota MR2</p>  <p>2 of the 6 windows are longer.</p> 	<p>615-0 -<u>OUTBOARD CAGE</u> 1985-1986 Chevrolet Sprint 1985-1986 Pontiac Firefly 1988 Subaru Justy</p>  <p>2 of the 6 windows are longer.</p> 
<p>537-0 -<u>OUTBOARD CAGE</u> 1984-1992 Toyota Corolla 1986 Toyota MR2 1992-1993 Toyota Paseo 1987-1990 Toyota Tercel</p>  <p>2 of the 6 windows are longer.</p> 	<p>616-0 -<u>OUTBOARD CAGE</u> <u>(Used in Foreign Applications)</u> Daihatsu Mira Found in Japan & Far East</p>  <p>2 of the 6 windows are longer.</p> 

Additional cage size information is located on pages 58-60

**GENUINE
ROCKFORD
CONSTANT VELOCITY**

























**619-0
to
630-60**

<p>619-0 -OUTBOARD CAGE 1994-1997 Kia Sephia</p>  <p>2 of the 6 windows are longer.</p> 	<p>627-0 -OUTBOARD CAGE 1988-1997 Dodge Colt Vista, Stealth 1988-1995 Ford Probe 1988-1994 Hyundai Sonata 1988-1997 Mazda 626, Millenia, MX6 1988-1997 Mitsubishi 3000GT, Sigma 1993-1995 Nissan Altima 1988-1991 Subaru XT</p>  <p>All 6 of the windows are the same width.</p> 
<p>625-0 -OUTBOARD CAGE 1993-1995 Dodge Colt 1993-1997 Eagle Summit 1992-1994 Eagle Talon 1990-1993 Geo Storm 1990-1992 Isuzu Impulse 1995-1997 Kia Sephia 1990-1994 Mazda Protege 1989-1995 Mitsubishi Galant, Mirage 1992-1994 Plymouth Laser</p>  <p>2 of the 6 windows are longer.</p> 	<p>627-0L -OUTBOARD CAGE +.002 OD 1988-1997 Dodge Colt Vista, Stealth 1988-1995 Ford Probe 1988-1994 Hyundai Sonata 1988-1997 Mazda 626, Millenia, MX6 1988-1997 Mitsubishi 3000GT, Sigma 1993-1995 Nissan Altima 1988-1991 Subaru XT</p>  <p>All 6 of the windows are the same width.</p> 
<p>626-0 -OUTBOARD CAGE 1985-1993 Dodge D-50, Raider, Summit, Vista 1988-1992 Ford Probe 1988-1994 Hyundai Sonata 1991-1992 Infinity G20 1983-1997 Mazda 626, B2600, MPV, MX6 1985-1996 Mitsubishi Eclipse, Expo, Galant 1986-1994 Nissan NX, Pulsar, Sentra, Stanza 1985-1993 Subaru Loyale, XT 1986-1989 Toyota Celica</p>  <p>2 of the 6 windows are longer.</p> 	<p>628-0 -OUTBOARD CAGE 1996-1997 Honda Passport 1990-1993 Isuzu Amigo 1989-1993 Isuzu Pup 1991-1992 Isuzu Rodeo 1988-1991 Isuzu Trooper</p>  <p>2 of the 6 windows are longer.</p> 
<p>626-0L -OUTBOARD CAGE +.002 OD 1985-1993 Dodge D-50, Raider, Summit, Vista 1988-1992 Ford Probe 1988-1994 Hyundai Sonata 1991-1992 Infinity G20 1983-1997 Mazda 626, B2600, MPV, MX6 1985-1996 Mitsubishi Eclipse, Expo, Galant 1986-1994 Nissan NX, Pulsar, Sentra, Stanza 1985-1993 Subaru Loyale, XT 1986-1989 Toyota Celica</p>  <p>2 of the 6 windows are longer.</p> 	<p>628-60 -INBOARD CAGE 1996-1997 Honda Passport 1990-1993 Isuzu Amigo 1989-1993 Isuzu Pup 1991-1992 Isuzu Rodeo 1988-1991 Isuzu Trooper</p>  <p>Top of this cage is larger than the bottom. No radius on the outside configuration.</p> 
<p>626-60 -INBOARD CAGE 1982-1993 Dodge D-50, Raider, Ram, Vista 1988-1992 Ford Probe 1988-1994 Hyundai Sonata 1991-1992 Infinity G20 1983-1992 Mazda 626, B2600, MX6 1983-1991 Mitsubishi Cordia, Galant, Montero 1986-1994 Nissan NX, Pulsar, Sentra, Stanza 1985-1993 Subaru Legacy, Loyale, XT 1980-1993 Toyota Celica, Cressida, Supra</p>  <p>Top of this cage is larger than the bottom. No radius on the outside configuration.</p> 	<p>630-0 -OUTBOARD CAGE 1991-1992 Mitsubishi Diamante 1989-1990 Mitsubishi Sigma</p>  <p>All 6 of the windows are the same width.</p> 
<p>626-60B -INBOARD CAGE 1989-1995 Mazda MPV</p>  <p>Top of this cage is larger than the bottom. No radius on the outside configuration.</p> 	<p>630-60 -INBOARD CAGE 1989-1990 Mitsubishi Sigma</p>  <p>Top of this cage is larger than the bottom. No radius on the outside configuration.</p> 

Additional cage size information is located on pages 58-60

**GENUINE
ROCKFORD
CONSTANT VELOCITY**




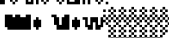




















**700-0
to
714-0L**

<p>700-0 -OUTBOARD CAGE 1967-1978 Cadillac Eldorado 1973-1979 GMC Motor Home 1967-1978 Oldsmobile Toronado</p>  <p>All 6 of the windows are the same width.</p> 	<p>712-60A -INBOARD CAGE 1988-1993 Pontiac Lemans 1988-1993 Pontiac Optima</p>  <p>Both ends of this cage are the same with a slant in the middle.</p> 
<p>711-0 -OUTBOARD CAGE <u>(Used in Foreign Applications)</u> Daihatsu Cuore Subaru 2000 Subaru Fiori Suzuki Fronte</p>  <p>2 of the 6 windows are longer.</p> 	<p>712-60D -INBOARD CAGE Foreign Applications</p>  <p>Both ends of this cage are the same with a slant in the middle.</p> 
<p>710-0 -OUTBOARD CAGE <u>(Used in Foreign Applications)</u> 1992-UP Daewoo Tico Found in Latin America</p>  <p>All 6 of the windows are the same width.</p> 	<p>713-0 -OUTBOARD CAGE 1979-1982 Fiat Strada 1981-1984 Ford Escort 1981-1983 Ford EXP 1984 Ford Tempo 1981-1983 Mercury LN7 1981-1984 Mercury Lynx 1984 Mercury Topaz</p>  <p>All 6 of the windows are the same width.</p> 
<p>711-0S -OUTBOARD CAGE <u>(Used in Foreign Applications)</u> Ford Fiesta (English)</p> <p>This cage is also used on Lumber Mill Equipment</p>  <p>All 6 of the windows are the same width.</p> 	<p>713-60 -INBOARD CAGE 1981-1990 Ford Escort 1981-1985 Ford EXP 1984-1994 Ford Tempo 1981-1984 Mercury LN7 1981-1987 Mercury Lynx 1984-1994 Mercury Topaz</p>  <p>Top of this cage is larger than the bottom. No radius on the outside configuration.</p> 
<p>712-0 -OUTBOARD CAGE 1978-1980 Ford Fiesta 1988 Pontiac Lemans 1988 Pontiac Optima 1976-1983 Renault LeCar</p>  <p>All 6 of the windows are the same width.</p> 	<p>714-0 -OUTBOARD CAGE 1993 AM-General Hummer 1984-1990 Ford Escort, EXP, Tempo 1988-1997 Ford Probe, Taurus, Windstar 1984-1992 Jeep Cherokee, Wagoneer 1988-1992 Lincoln Continental 1993-1997 Mazda 626, MX6 1984-1995 Mercury Lynx, Sable, Topaz 1990-1995 Toyota Camry</p>  <p>All 6 of the windows are the same width.</p> 
<p>712-60 -INBOARD CAGE 1978-1980 Ford Fiesta 1988-1993 Pontiac Lemans 1988-1993 Pontiac Optima</p>  <p>Both ends of this cage are the same with a slant in the middle.</p> 	<p>714-0L -OUTBOARD CAGE +.002 OD 1993 AM-General Hummer 1984-1990 Ford Escort, EXP, Tempo 1988-1997 Ford Probe, Taurus, Windstar 1984-1992 Jeep Cherokee, Wagoneer 1988-1992 Lincoln Continental 1993-1997 Mazda 626, MX6 1984-1995 Mercury Lynx, Sable, Topaz 1990-1995 Toyota Camry</p>  <p>All 6 of the windows are the same width.</p> 

Additional cage size information is located on pages 58-60

**GENUINE
ROCKFORD
CONSTANT VELOCITY**

























**714-60
to
813-0**

<p>714-60 -INBOARD CAGE 1993 AM-General Hummer 1984-1985 Ford Escort 1984-1985 Ford EXP 1984-1994 Ford Tempo 1984-1985 Mercury Lynx 1984-1994 Mercury Topaz</p>  <p>Top of this cage is larger than the bottom. No radius on the outside configuration.</p> 	<p>745-0 -OUTBOARD CAGE 1995-1996 Volkswagen Euro Van</p>  <p>Top of this cage is much wider than the bottom. All 6 windows are the same.</p> 
<p>715-0 -OUTBOARD CAGE 1991-1995 Chrysler A Body* 1991-1993 Chrysler C Body* 1991-1993 Chrysler S Body* 1986-1995 Ford Taurus 1992-1994 Ford Tempo 1986-1994 Mercury Sable 1992-1994 Mercury Topaz 1988-1991 Toyota Camry</p>  <p>All 6 of the windows are the same width.</p> 	<p>804-60 -INBOARD CAGE 1987-1992 BMW 318i 1987-1991 BMW 320i 1987-1991 BMW 320iS 1985-1995 BMW 325i 1996 BMW 328i 1987-1991 BMW M3 1980-1992 Volkswagen Vanagon</p>  <p>Both ends of this cage are the same with a slant in the middle.</p> 
<p>715-0L -OUTBOARD CAGE +.002 OD 1991-1995 Chrysler A Body* 1991-1993 Chrysler C Body* 1991-1993 Chrysler S Body* 1986-1995 Ford Taurus 1992-1994 Ford Tempo 1986-1994 Mercury Sable 1992-1994 Mercury Topaz 1988-1991 Toyota Camry</p>  <p>All 6 of the windows are the same width.</p> 	<p>804-60 -LINESHAFT CAGE 1987-1992 BMW 735i 1988-1989 BMW 735iL 1988-1991 BMW 750iL 1991 BMW M5 1988-1991 Toyota Camry</p>  <p>Both ends of this cage are the same with a slant in the middle.</p> 
<p>716-0 -OUTBOARD CAGE 1989-1995 Ford Thunderbird 1989-1995 Mercury Cougar</p>  <p>All 6 of the windows are the same width.</p> 	<p>808-60 -LINESHAFT CAGE 1993-1994 BMW 740i 1993-1994 BMW 740iL 1990-1996 Nissan 300ZX</p>  <p>Both ends of this cage are the same with a slant in the middle.</p> 
<p>717-0 -OUTBOARD CAGE 1990-1995 Ford Aero Star</p>  <p>All 6 of the windows are the same width.</p> 	<p>812-60 -INBOARD CAGE 1966-1968 Porsche 912 1969-1976 Porsche 914 1966-1979 Volkswagen Beetle</p>  <p>Both ends of this cage are the same with a slant in the middle.</p> 
<p>719-0 -OUTBOARD CAGE 1993-1996 Jeep Grand Cherokee 1993 Jeep Grand Wagoneer</p>  <p>All 6 of the windows are the same width.</p> 	<p>813-0 -OUTBOARD CAGE 1979-1985 Audi 4000, 4000S, 4000 Coupe 1975-1979 Audi Fox 1974-1984 VW Dasher, Pickup, Rabbit 1980-1992 VW Fox, Golf, Jetta 1979-1988 VW Quantum, Scirocco</p>  <p>1 of the 6 windows are longer.</p> 

Additional cage size information is located on pages 58-60

**GENUINE
ROCKFORD
CONSTANT VELOCITY**














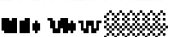







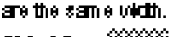
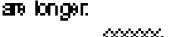
**813-0L
to
817-0**

<p>813-0L -<u>OUTBOARD CAGE +.002 OD</u> 1979-1985 Audi 4000, 4000S, 4000 Coupe 1975-1979 Audi Fox 1974-1984 VW Dasher, Pickup, Rabbit 1980-1992 VW Fox, Golf, Jetta 1979-1988 VW Quantum, Scirocco</p>  <p>1 of the 6 windows are longer.</p> 	<p>815-0L -<u>OUTBOARD CAGE +.006 OD</u> 1982-1995 Chevrolet S-10, S-10 Blazer 1991-1993 Dodge Dakota 1985-1986 General Motors C Body* 1979-1985 General Motors E Body* 1980-1985 General Motors K Body* 1988-1994 General Motors W Body 1982-1995 GMC S-15, S-15 Jimmy 1991-1993 GMC Syclone, Typhoon 1991-1994 Oldsmobile Bravada</p>  <p>All 6 of the windows are the same width.</p> 
<p>813-60 -<u>INBOARD CAGE</u> 1979-1985 Audi 4000, 4000S, 4000 Coupe 1975-1979 Audi Fox 1979-1982 Fiat Strada 1991-1995 Ford Aero Star 1974-1984 VW Dasher, Pickup, Rabbit 1980-1992 VW Fox, Golf, Jetta 1979-1988 VW Quantum, Scirocco</p>  <p>Both ends of this cage are the same with a start in the middle.</p> 	<p>816-0 -<u>OUTBOARD CAGE</u> 1992-1995 Chevrolet 1500 4X4 1988-1995 Chevrolet 2500 4X4 1990-1993 Chevrolet Astro Van 1990-1993 GMC Safari Van</p>  <p>All 6 of the windows are the same width.</p> 
<p>814-60 -<u>INBOARD CAGE</u> 1985-1990 Merkur Scorpio 1985-1990 Merkur XR4TI 1966-1979 Volkswagen Transporter 1980-1992 Volkswagen Vanagon</p>  <p>Both ends of this cage are the same with a start in the middle.</p> 	<p>816-0S -<u>OUTBOARD CAGE +.003 OD</u> 1992-1995 Chevrolet 1500 4X4 1988-1995 Chevrolet 2500 4X4 1990-1993 Chevrolet Astro Van 1990-1993 GMC Safari Van</p>  <p>All 6 of the windows are the same width.</p> 
<p>815-0 -<u>OUTBOARD CAGE</u> 1982-1995 Chevrolet S-10, S-10 Blazer 1991-1993 Dodge Dakota 1985-1986 General Motors C Body* 1979-1985 General Motors E Body* 1980-1985 General Motors K Body* 1988-1994 General Motors W Body 1982-1995 GMC S-15, S-15 Jimmy 1991-1993 GMC Syclone, Typhoon 1991-1994 Oldsmobile Bravada</p>  <p>All 6 of the windows are the same width.</p> 	<p>816-0M -<u>OUTBOARD CAGE +.006 OD</u> 1992-1995 Chevrolet 1500 4X4 1988-1995 Chevrolet 2500 4X4 1990-1993 Chevrolet Astro Van 1990-1993 GMC Safari Van</p>  <p>All 6 of the windows are the same width.</p> 
<p>815-0S -<u>OUTBOARD CAGE +.002 OD</u> 1982-1995 Chevrolet S-10, S-10 Blazer 1991-1993 Dodge Dakota 1985-1986 General Motors C Body* 1979-1985 General Motors E Body* 1980-1985 General Motors K Body* 1988-1994 General Motors W Body 1982-1995 GMC S-15, S-15 Jimmy 1991-1993 GMC Syclone, Typhoon 1991-1994 Oldsmobile Bravada</p>  <p>All 6 of the windows are the same width.</p> 	<p>816-0L -<u>OUTBOARD CAGE+.009 OD</u> 1992-1995 Chevrolet 1500 4X4 1988-1995 Chevrolet 2500 4X4 1990-1993 Chevrolet Astro Van 1990-1993 GMC Safari Van</p>  <p>All 6 of the windows are the same width.</p> 
<p>815-0M -<u>OUTBOARD CAGE +.004 OD</u> 1982-1995 Chevrolet S-10, S-10 Blazer 1991-1993 Dodge Dakota 1985-1986 General Motors C Body* 1979-1985 General Motors E Body* 1980-1985 General Motors K Body* 1988-1994 General Motors W Body 1982-1995 GMC S-15, S-15 Jimmy 1991-1993 GMC Syclone, Typhoon 1991-1994 Oldsmobile Bravada</p>  <p>All 6 of the windows are the same width.</p> 	<p>817-0 -<u>OUTBOARD CAGE</u> 1988-1995 Chevrolet 2500 4X4 1988-1995 Chevrolet 3500 4X4</p>  <p>All 6 of the windows are the same width.</p> 

Additional cage size information is located on pages 58-60

**GENUINE
ROCKFORD
CONSTANT VELOCITY**





**817-0S
to
1100-0**

<p>817-0S -<u>OUTBOARD CAGE +.003 OD</u> 1988-1995 Chevrolet 2500 4X4 1988-1995 Chevrolet 3500 4X4</p>  <p>All 6 of the windows are the same width.</p> 	<p>915-0M -<u>OUTBOARD CAGE +.004 OD</u> 1984-1994 Chrysler W/Saginaw Driveaxles* 1989-1995 Geo Prizm 1980-1997 GM W/Light Duty Driveline* 1988-1993 Pontiac Lemans, Optima 1994-1995 Saturn Coupe 1987-1995 Toyota Corolla</p>  <p>All 6 of the windows are the same width.</p> 						
<p>817-0M -<u>OUTBOARD CAGE +.006 OD</u> 1988-1995 Chevrolet 2500 4X4 1988-1995 Chevrolet 3500 4X4</p>  <p>All 6 of the windows are the same width.</p> 	<p>915-0L -<u>OUTBOARD CAGE +.006 OD</u> 1984-1994 Chrysler W/Saginaw Driveaxles* 1989-1995 Geo Prizm 1980-1997 GM W/Light Duty Driveline* 1988-1993 Pontiac Lemans, Optima 1994-1995 Saturn Coupe 1987-1995 Toyota Corolla</p>  <p>All 6 of the windows are the same width.</p> 						
<p>817-0L -<u>OUTBOARD CAGE +.009 OD</u> 1988-1995 Chevrolet 2500 4X4 1988-1995 Chevrolet 3500 4X4</p>  <p>All 6 of the windows are the same width.</p> 	<p>915-60 -<u>INBOARD CAGE</u> 1984 GM A Body* W/Ball & Cage IB 1982-1983 GM J Body* W/Ball & Cage IB 1980-1984 GM X Body* W/Ball & Cage IB</p>  <p>Top of this cage is larger than the bottom. No radius on the outside configuration.</p> 						
<p>914-0 -<u>OUTBOARD CAGE</u> 1991-1993 Saturn Coupe</p>  <p>All 6 of the windows are the same width.</p> 	<p>944-0 -<u>OUTBOARD CAGE</u> 1977-1988 Porsche 924 1977-1988 Porsche 924S 1982-1992 Porsche 944</p>  <p>Both ends of this cage are the same with a slant in the middle.</p> 						
<p>915-0 -<u>OUTBOARD CAGE</u> 1984-1994 Chrysler W/Saginaw Driveaxles* 1989-1995 Geo Prizm 1980-1997 GM W/Light Duty Driveline* 1988-1993 Pontiac Lemans, Optima 1994-1995 Saturn Coupe 1987-1995 Toyota Corolla</p>  <p>All 6 of the windows are the same width.</p> 	<p>990-0 -<u>OUTBOARD CAGE</u> <u>(Used in Foreign Applications)</u> 1996-1997 Honda Civic EX Found in Caribbean Islands</p>  <p>All 6 of the windows are the same width.</p> 						
<p>915-0S -<u>OUTBOARD CAGE +.002 OD</u> 1984-1994 Chrysler W/Saginaw Driveaxles* 1989-1995 Geo Prizm 1980-1997 GM W/Light Duty Driveline* 1988-1993 Pontiac Lemans, Optima 1994-1995 Saturn Coupe 1987-1995 Toyota Corolla</p>  <p>All 6 of the windows are the same width.</p> 	<p>1100-0 -<u>CONVEL CAGE</u> Used For Industrial Size Equipment</p> <table border="1" data-bbox="1031 1724 1360 1780"> <thead> <tr> <th>OD</th> <th>ID</th> <th>Window</th> </tr> </thead> <tbody> <tr> <td>5.342</td> <td>4.838</td> <td>1.4375</td> </tr> </tbody> </table> <p>2 of the 6 windows are longer.</p> 	OD	ID	Window	5.342	4.838	1.4375
OD	ID	Window					
5.342	4.838	1.4375					

Additional cage size information is located on pages 58-60

**GENUINE
ROCKFORD
CONSTANT VELOCITY**

**1200-0
to
1250-0**

<p>1200-0 -CONVEL CAGE <i>Used For Industrial Size Equipment</i></p>  <table border="0"> <tr> <td><i>OD</i></td> <td><i>ID</i></td> <td><i>Window</i></td> </tr> <tr> <td>4.699</td> <td>4.192</td> <td>1.250</td> </tr> </table> <p>2 of the 8 windows are longer.</p> <p>Side View </p>	<i>OD</i>	<i>ID</i>	<i>Window</i>	4.699	4.192	1.250	
<i>OD</i>	<i>ID</i>	<i>Window</i>					
4.699	4.192	1.250					
<p>1250-0 -CONVEL CAGE <i>Used For Industrial Size Equipment</i></p>  <table border="0"> <tr> <td><i>OD</i></td> <td><i>ID</i></td> <td><i>Window</i></td> </tr> <tr> <td>4.645</td> <td>4.192</td> <td>1.250</td> </tr> </table> <p>2 of the 6 windows are longer.</p> <p>Side View </p>	<i>OD</i>	<i>ID</i>	<i>Window</i>	4.645	4.192	1.250	
<i>OD</i>	<i>ID</i>	<i>Window</i>					
4.645	4.192	1.250					

Cages

**GENUINE
ROCKFORD
CONSTANT VELOCITY**

**SPECIALITY CAGES
& ASSEMBLIES**

RCV CAGE STANDARD	RCV "X" CAGE +.002 WINDOWS	RCV "X20" CAGE +.020 WINDOWS	RCV CAGE & BALL SET	RCV "X" CAGE & BALL SET
161-0.....	161-0X		161-02	161-02X
161-60.....			161-062	
163-0.....	163-0X	163-0X20	163-02	163-02X
164-0.....	164-0X	164-0X20	164-02	164-02X
164-0L.....				
165-0.....	165-0X	165-0X20	165-02	165-02X
166-0.....	166-0X	166-0X20	166-02	166-02X
166-60.....			166-062	
170-0.....				
172-0.....				
174-0.....	174-0X	174-0X20	174-02	174-02X
175-0.....	175-0X		175-02	175-02X
176-0.....	176-0X	176-0X20	176-02	176-02X
176-0L.....				
176-60.....			176-062	
178-0.....	178-0X		178-02	178-02X
178-60.....			178-062	
178-60B.....			178-062B.....	
181-0.....				
182-0.....	182-0X	182-0X20	182-02	182-02X
182-60.....			182-062	
183-0.....	183-0X	183-0X20	183-02	183-02X
184-0.....	184-0X	184-0X20	184-02	184-02X
184-0L.....	184-0LX	184-0LX20	184-02L	184-02LX
184-60.....			184-062	
185-0.....	185-0X	185-0X20	185-02	185-02X
186-0.....	186-0X	186-0X20	186-02	186-02X
187-0.....	187-0X	187-0X20	187-02	187-02X
188-0.....	188-0X	188-0X20	188-02	188-02X
189-0.....	189-0X	189-0X20	189-02	189-02X
191-0.....	191-0X	191-0X20	191-02	191-02X
193-0.....	193-0X		193-02	193-02X
193-60.....			193-062	
194-0.....	194-0X	194-0X20	194-02	194-02X
194-0L.....	194-0LX	194-0LX20	194-02L	194-02LX
194-60.....	194-60X		194-062	194-062X
195-0.....	195-0X	195-0X20	195-02	195-02X
195-0L.....	195-0LX	195-0LX20	195-02L	195-02LX
196-0.....	196-0X	196-0X20	196-02	196-02X
196-60.....			196-062	
197-0.....	197-0X	197-0X20	197-02	197-02X
198-0.....	198-0X	198-0X20	198-02	198-02X
199-0.....	199-0X	199-0X20	199-02	199-02X
211-0.....	211-0X	211-0X20	211-02	
212-0.....	212-0X	212-0X20	212-02	212-02X
212-0L.....	212-0LX			
213-0.....	213-0X	213-0X20	213-02	213-02X
214-0.....	214-0X	214-0X20	214-02	214-02X
215-0.....	215-0X	215-0X20	215-02	215-02X
215-0L.....	215-0LX	215-0LX20	215-02L	215-02LX
216-0.....	216-0X	216-0X20	216-02	216-02X
216-0L.....	216-0LX	216-0LX20	216-02L	216-02LX

Cages

SPECIALITY CAGES & ASSEMBLIES

GENUINE ROCKFORD CONSTANT VELOCITY

RCV CAGE STANDARD	RCV "X" CAGE +.002 WINDOWS	RCV "X20" CAGE +.020 WINDOWS	RCV CAGE & BALL SET	RCV "X" CAGE & BALL SET
220-60			220-062	
275-0	275-0X	275-0X20	275-02	275-02X
275-60			275-062	
276-0	276-0X	276-0X20	276-02	276-02X
279-0	279-0X		279-02	279-02X
281-0			281-02	
281-60			281-062	
320-60			320-062	
330-0			330-02	
331-0			331-02	
335-0	335-0X	335-0X20	335-02	335-02X
335-0A		335-0AX20	335-02A	
335-0L				
335-60			335-062	
335-60A		335-60AX20	335-062A	
336-0	336-0X	336-0X20	336-02	336-02X
336-60			336-062	
338-0			338-02	
339-0			339-02	
419-60			419-062	
420-60			420-062	
421-60			421-062	
423-60				
424-60			424-062	
427-60			427-062	
429-60			429-062	
440-0	440-0X	440-0X20	440-02	440-02X
440-0S	440-0SX	440-0SX20	440-02S	440-02SX
440-0M	440-0MX	440-0MX20	440-02M	440-02MX
440-0L	440-0LX	440-0LX20	440-02L	440-02LX
440-60			440-062	
534-0	534-0X	534-0X20	534-02	534-02X
536-0	536-0X	536-0X20	536-02	534-02X
537-0	537-0X	537-0X20	537-02	537-02X
538-0	538-0X		538-02	
539-0	539-0X		539-02	539-02X
541-0	541-0X		541-02	541-02X
550-60			550-062	
615-0	615-0X	615-0X20	615-02	615-02X
616-0	616-0X			
619-0	619-0X		619-02	619-02X
625-0	625-0X	625-0X20	625-02	625-02X
626-0	626-0X	626-0X20	626-02	626-02X
626-0L				
626-60			626-062	
626-60B			626-062B	
627-0	627-0X	627-0X20	627-02	627-02X
627-0L				
628-0	628-0X	628-0X20	628-02	628-02X
628-60			628-062	
630-0	630-0X	630-0X20	630-02	630-02X
630-60			630-062	

Cages

**GENUINE
ROCKFORD
CONSTANT VELOCITY**

**SPECIALITY CAGES
& ASSEMBLIES**

RCV CAGE STANDARD	RCV "X" CAGE +.002 WINDOWS	RCV "X20" CAGE +.020 WINDOWS	RCV CAGE & BALL SET	RCV "X" CAGE & BALL SET
700-0	700-0X	700-0X20	700-02	700-02X
71L-0	71L-0X			71L-02X
710-0	710-0X			
711-0S			711-02S	
712-0	712-0X	712-0X20	712-02	712-02X
712-60			712-062	
712-60A			712-062A	
712-60D				
713-0		713-0X20	713-02	
714-0	714-0X	714-0X20	714-02	714-02X
714-0L	714-0LX			
714-60			714-062	
715-0	715-0X	715-0X20	715-02	715-02X
715-0L				
716-0			716-02	
717-0	717-0X	717-0X20	717-02	717-02X
719-0	719-0X		719-02	719-02X
745-0	745-0X		745-02	745-02X
804-60			804-062	
806-60			806-062	
808-60			808-062	
812-60			812-062	
813-0	813-0X	813-0X20	813-02	813-02X
813-0L				
813-60		813-060X20	813-062	
814-60		814-060X20	814-062	
815-0	815-0X	815-0X20	815-02	815-02X
815-0S	815-0SX	815-0SX20	815-02S	815-02SX
815-0M	815-0MX	815-0MX20	815-02M	815-02MX
815-0L	815-0LX	815-0LX20	815-02L	815-02LX
816-0	816-0X	816-0X20	816-02	816-02X
816-0S	816-0SX	816-0SX20	816-02S	816-02SX
816-0M	816-0MX	816-0MX20	816-02M	816-02MX
816-0L	816-0LX	816-0LX20	816-02L	816-02LX
817-0	817-0X	817-0X20	817-02	817-02X
817-0S	817-0SX	817-0SX20	817-02S	817-02SX
817-0M	817-0MX	817-0MX20	817-02M	817-02MX
817-0L	817-0LX	817-0LX20	817-02L	817-02LX
914-0	914-0X		914-02	
915-0	915-0X	915-0X20	915-02	915-02X
915-0S	915-0SX	915-0SX20	915-02S	915-02SX
915-0M	915-0MX	915-0MX20	915-02M	915-02MX
915-0L	915-0LX	915-0LX20	915-02L	915-02LX
915-60			915-062	
944-60			944-062	
990-0				
1100-0			1100-02	
1200-0			1200-02	
1250-0			1250-02	

Cages